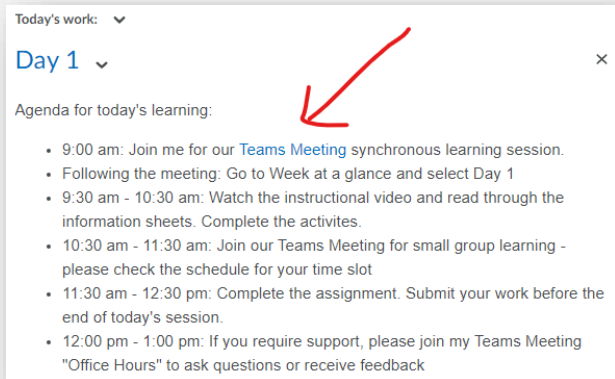


How to join and participate in a Teams Meeting

Find the join link on the homepage of your myClass course



Navigate to myClass and open your course. Your teacher will post the Teams Meeting join link to the myClass homepage.

Places to look on the homepage for the Teams Meeting link:

- Announcements
- Calendar
- Content

Please check with your teacher if you cannot locate the Teams Meeting link.

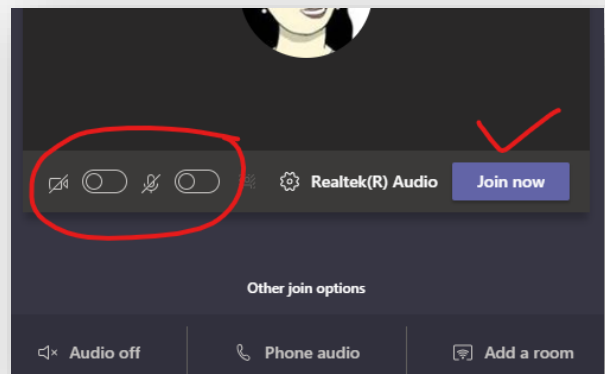
Join the meeting using the Teams app

If you are using a Mac or PC, we recommend that you work with Teams using the desktop app.

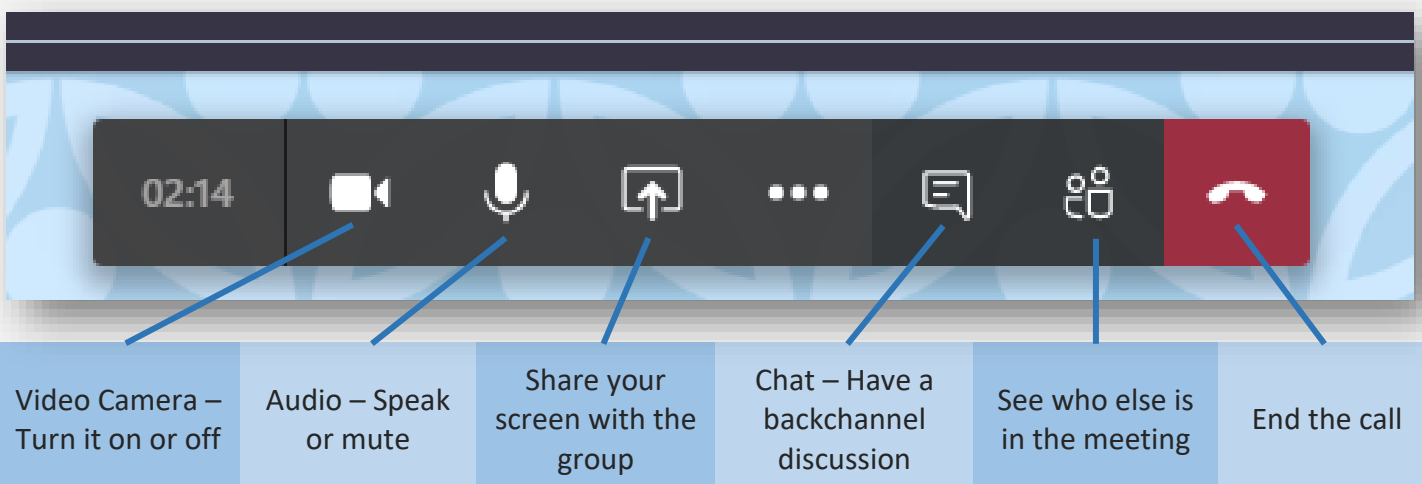
If you are using a netbook or laptop, you can also join through the web/browser app, if you are using Chrome or Edge as your browser.

If you are using a phone or tablet, you can download the Teams app.

Students are asked to sign-in with their board email and password to every meeting. Make sure your camera is turned off before entering the meeting.



Enter the meeting and start participating



Students can find more Teams Meeting supports by visiting the [Elementary Student Online Resources](#) site in myClass.